



# **BEST CARBIDE**

- ▶ Advanced tools for industry™
- ▶ Precision crafted excellence™

Group 700  
Solid Carbide Burs ( Metric )



Phone: 310-464-8050 • Fax: 310-464-8058 • [sales@bestcarbide.com](mailto:sales@bestcarbide.com) • [www.bestcarbide.com](http://www.bestcarbide.com)

**... simply the best choice for advanced carbide cutting tools!**



#### **Performance:**

- ▶ Optimized carbide grades.
- ▶ Superior grinding quality.
- ▶ Highly innovative tool geometries.
- ▶ Advanced tool coating technology.

#### **Quality:**

- ▶ Latest CNC grinding technology.
- ▶ State of the art plant equipment.
- ▶ 86 automated CNC grinding machines.
- ▶ Over 32 years of experience & expertise.
- ▶ Best product / price value.



#### **Service:**

- ▶ Commitment to total customer satisfaction.
- ▶ Providing solutions with performance & special tools.
- ▶ Fast turn-around time for quotations.
- ▶ Outstanding order fulfillment & excellent customer service.



#### **BEST CARBIDE CUTTING TOOLS, INC.**

1454 West 135th Street, Gardena, CA 90249, USA

Phone: 310-464-8050 ▶ Fax: 310-464-8058 ▶ [www.bestcarbide.com](http://www.bestcarbide.com) ▶ [sales@bestcarbide.com](mailto:sales@bestcarbide.com)

- ▶ **Advanced tools for industry™**
- ▶ **Precision crafted excellence™**

## Technical Support Information

### Selection by size

#### **Miniature Carbide Burs:**

These micro tools are made in a solid carbide construction, offering greatest rigidity and are ideal for small and delicate work pieces. All miniature burs feature a shank diameter of 3 mm.

#### **Regular Size Carbide Burs:**

These precision tools are made in a 2 piece construction, featuring polished steel shanks and brazed carbide heads. Brazing strength measures 24,000 N/mm<sup>2</sup>. All regular burs feature a standard shank diameter of 6 mm. Shank diameter of 8 mm are available upon request.

#### **Long Shank Carbide Burs:**


These carbide burs are the tool of choice when a long reach is required. All long shanks burs feature polished steel shanks with a length of 150 mm. Flexible steel shanks are available upon request.



### Selection by cut


#### **Single Cut (SC) :**

This cut generates the best surface finish due to the largest flute contact patch but demands greater operator skill and control.




#### **Double Cut (DC) :**

Most popular geometry as the combination of right and left hand flutes provides easier operator control while still maintaining a good surface finish.



#### **Diamond Cut (DM) :**

Ideal for hard materials due to the smallest flute contact patch. This results into better heat management. Expect a lesser surface finish quality.




#### **Aluminum Cut (NF) :**

Special single flute geometry for improved cutting performance and chip evacuation in Aluminum, Aluminum Alloys, Plastics and non ferrous materials.




#### **Coarse Cut (CC) :**

This flute geometry generates a more aggressive cutting action and better chip evacuation due to a coarser positioning of the right and left hand flutes.




## Selection by Shape

**SA: Cylinder Shape**



SC DC NF

**SB: Cylinder Shape with End Cut**



SC DC NF

**SC: Cylinder Shape with Radius End**



SC DC NF

**SD: Ball Shape**



SC DC NF

**SE: Oval Shape**



SC DC NF

**SF: Tree Shape with Radius End**



SC DC NF

**SG: Tree Shape with Pointed End**



SC DC NF

**SH: Flame Shape**



SC DC NF

**SJ: 60° Cone Shape**



SC DC

**SK: 90° Cone Shape**



SC DC

**SL: Taper with Radius End Shape**



SC DC NF

**SM: Cone Shape**



SC DC NF

**SN: Inverted Cone Shape**



SC DC

SC = Single Cut  
DC = Double Cut  
NF = Aluminum Cut

**Product Index**

**SA: Cylinder Shape** - miniature & regular sizes / single cut & double cut..... 4

**SB: Cylinder Shape with End Cut** - miniature & regular sizes / single cut & double cut..... 5

**SC: Cylinder Shape with Radius End** - miniature & regular sizes / single cut & double cut..... 6

**SD: Ball Shape** - miniature & regular sizes / single cut & double cut..... 7

**SE: Oval Shape** - miniature & regular sizes / single cut & double cut..... 8

**SF: Tree Shape with Radius End** - miniature & regular sizes / single cut & double cut..... 9

**SG: Tree Shape with Pointed End** - miniature & regular sizes / single cut & double cut..... 10

**SJ: 60° Cone Shape** - miniature & regular sizes / single cut & double cut..... 10

**SH: Flame Shape** - miniature & regular sizes / single cut & double cut..... 11

**SK: 90° Cone Shape** - miniature & regular sizes / single cut & double cut..... 11

**SL: Taper with Radius End** - miniature & regular sizes / single cut & double cut..... 12

**SM: Cone Shape**- miniature & regular sizes / single cut & double cut..... 13

**SN: Inverted Cone Shape** - miniature & regular sizes / single cut & double cut..... 13

**Aluminum Cut Burs** - all sizes & shapes..... 14-15

**Long Shank Burs** - all sizes & shapes..... 16

**Coarse Cut High Performance Burs** - all sizes & shapes..... 17

**Bur Kits** - miniature & regular sizes..... 18

**Product Line Card** ..... 19-20

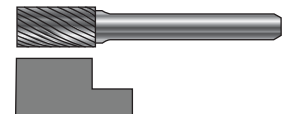
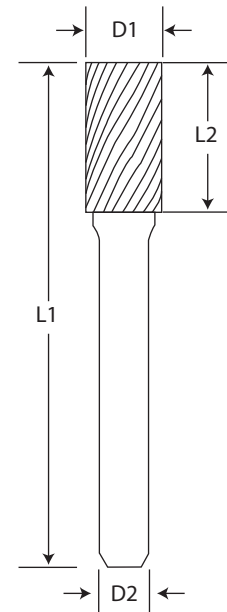
**Speed & Material Recommendations / Tool Coatings**..... 21



## SA: Cylinder Shape



Tool Number Single Cut	Tool Number Double Cut	Shape	Cutting Dia. D1	Shank Dia. D2	O.A.L. L1	L.O.C. L2
725-SA41	727-SA41	SA-41M	1.5	3	38	6.0
725-SA41L2	727-SA41L2	SA-41M	1.5	3	51	6.0
725-SA41L3	727-SA41L3	SA-41M	1.5	3	76	6.0
725-SA42	727-SA42	SA-42M	2.5	3	38	11
725-SA42L2	727-SA42L2	SA-42M	2.5	3	50	11
725-SA42L3	727-SA42L3	SA-42M	2.5	3	76	11
705-SA11	707-SA11	SA-11M	3	6	50	12.7
725-SA43	727-SA43	SA-43M	3	3	38	14
725-SA43L2	727-SA43L2	SA-43M	3	3	50	14
725-SA43L3	727-SA43L3	SA-43M	3	3	76	14
705-SA12	707-SA12	SA-12M	3	6	50	16
725-SA52	727-SA52	SA-52M	4	3	50	12.7
705-SA13	707-SA13	SA-13M	4	6	50	16
725-SA53	727-SA53	SA-53M	4.75	3	50	12.7
705-SA14	707-SA14	SA-14M	5	6	50	16
725-SA51	727-SA51	SA-51M	6.3	3	50	12.7
705-SA1	707-SA1	SA-1M	6	6	50	16
705-SA1L	707-SA1L	SA-1M	6	6	50	25
705-SA2	707-SA2	SA-2M	8	6	64	19
705-SA3	707-SA3	SA-3M	9.5	6	64	19
705-SA3L	707-SA3L	SA-3M	9.5	6	70	25
705-SA3X	707-SA3X	SA-3M	9.5	6	83	38
705-SA3MZ	707-SA3MZ	SA-3M	10	6	60	20
705-SA4	707-SA4	SA-4M	11	6	70	25
705-SA5	707-SA5	SA-5M	12.7	6	70	25
705-SA5MZ	707-SA5MZ	SA-5M	12	6	65	25
705-SA6	707-SA6	SA-6M	16	6	76	25
705-SA15	707-SA15	SA-15M	19	6	64	12.7
705-SA16	707-SA16	SA-16M	19	6	70	19
705-SA7	707-SA7	SA-7M	19	6	75	25
705-SA9	707-SA9	SA-9M	25	6	75	25




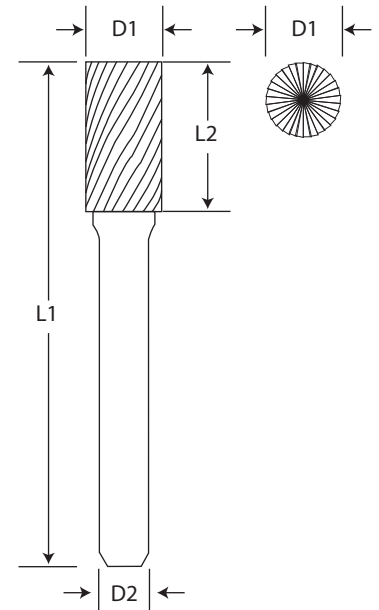
TiN and TiAlN coated burs are available. Please specify coating type on purchase order. Add letter "K" behind the tool number to indicate TiN coating. Example: 705-SA1-K. Add letter "A" behind the tool number to indicate TiAlN coating. Example: 705-SA1-A.



## SB: Cylinder Shape with End Cut



Tool Number Single Cut	Tool Number Double Cut	Shape	Cutting Dia. D1	Shank Dia. D2	O.A.L. L1	L.O.C. L2
725-SB41	727-SB41	SB-41M	1.5	3	38	6
725-SB41L2	727-SB41L2	SB-41M	1.5	3	50	6
725-SB41L3	727-SB41L3	SB-41M	1.5	3	76	6
725-SB42	727-SB42	SB-42M	2.5	3	38	11
725-SB42L2	727-SB42L2	SB-42M	2.5	3	50	11
725-SB42L3	727-SB42L3	SB-42M	2.5	3	76	11
725-SBECO	727-SBECO	SB-ECOM	3	3	38	END CUT ONLY
725-SB43	727-SB43	SB-43M	3	3	38	14
725-SB43L2	727-SB43L2	SB-43M	3	3	50	14
725-SB43L3	727-SB43L3	SB-43M	3	3	76	14
725-SB52	727-SB52	SB-52M	4	3	50	12.7
725-SB53	727-SB53	SB-53M	4.75	3	50	12.7
705-SB11	707-SB11	SB-11M	3	6	50	12.7
705-SB12	707-SB12	SB-12M	3	6	50	16
705-SB13	707-SB13	SB-13M	4	6	50	16
705-SB14	707-SB14	SB-14M	5	6	50	16
705-SB1	707-SB1	SB-1M	6	6	50	16
705-SB1L	727-SB1L	SB-1M	6	6	50	25
725-SB51-4.7	727-SB51-4.7	SB-51M	6.3	3	43	4.7
725-SB51-12.7	727-SB51-12.7	SB-51M	6.3	3	50	12.7
705-SB2	707-SB2	SB-2M	8	6	64	19
705-SB3	707-SB3	SB-3M	9.5	6	64	19
705-SB3L	707-SB3L	SB-3M	9.5	6	70	25
705-SB3X	707-SB3X	SB-3M	9.5	6	83	25
705-SB3MZ	707-SB3MZ	SB-3M	10	6	60	20
705-SB4	707-SB4	SB-4M	11	6	70	25
705-SB5	707-SB5	SB-5M	12.7	6	70	25
705-SB5MZ	707-SB5MZ	SB-5M	12	6	65	25
705-SB6	707-SB6	SB-6M	16	6	76	25
705-SB15	707-SB15	SB-15M	19	6	64	12.7
705-SB16	707-SB16	SB-16M	19	6	70	19
705-SB7	707-SB7	SB-7M	19	6	75	25
705-SB9	707-SB9	SB-9M	25	6	75	25

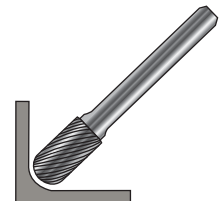
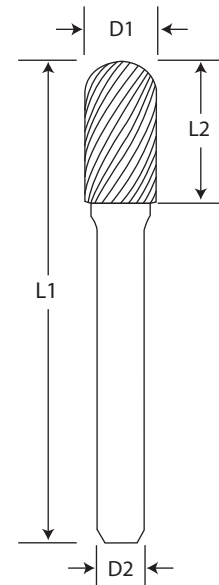


TiN and TiAlN coated burs are available. Please specify coating type on purchase order. Add letter "K" behind the tool number to indicate TiN coating. Example: 705-SB9-K. Add letter "A" behind the tool number to indicate TiAlN coating. Example 705-SB9-A.

## SC: Cylinder Shape with Radius End



Tool Number Single Cut	Tool Number Double Cut	Shape	Cutting Dia. D1	Shank Dia. D2	O.A.L. L1	L.O.C. L2
725-SC41	727-SC41	SC-41M	2.5	3	38	11
705-SC11	707-SC11	SC-11M	3	6	50	12.7
725-SC42	727-SC42	SC-42M	3	3	38	14
725-SC42L2	727-SC42L2	SC-42M	3	3	50	14
725-SC42L3	727-SC42L3	SC-42M	3	3	76	14
705-SC12	707-SC12	SC-12M	3	6	50	16
725-SC52	727-SC52	SC-52M	4	3	50	12.7
705-SC13	707-SC13	SC-13M	4	6	50	16
725-SC53	727-SC53	SC-53M	4.75	3	50	12.7
705-SC14	707-SC14	SC-14M	5	6	50	16
725-SC51	727-SC51	SC-51M	6.3	3	50	12.7
705-SC1	707-SC1	SC-1M	6	6	50	16
705-SC1L	707-SC1L	SC-1M	6	6	50	25
705-SC2	707-SC2	SC-2M	8	6	64	19
705-SC3	707-SC3	SC-3M	9.5	6	64	19
705-SC3L	707-SC3L	SC-3M	9.5	6	70	25
705-SC3X	707-SC3X	SC-3M	9.5	6	83	38
705-SC3MZ	707-SC3MZ	SC-3M	10	6	60	20
705-SC4	707-SC4	SC-4M	11	6	70	25
705-SC5	707-SC5	SC-5M	12.7	6	70	25
705-SC5MZ	707-SC5MZ	SC-6M	12	6	65	25
705-SC6	707-SC6	SC-6M	16	6	76	25
705-SC15	707-SC15	SC-15M	19	6	64	12.7
705-SC16	707-SC16	SC-16M	19	6	70	19
705-SC7	707-SC7	SC-7M	19	6	75	25
705-SC9	707-SC9	SC-9M	25	6	75	25



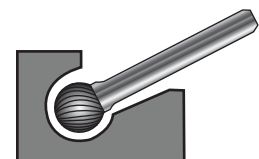
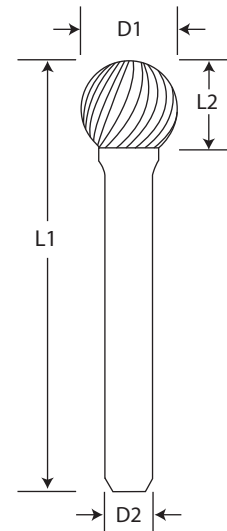
TiN and TiAlN coated burs are available. Please specify coating type on purchase order. Add letter "K" behind the tool number to indicate TiN coating. Example: 705-SC9-K. Add letter "A" behind the tool number to indicate TiAlN coating. Example: 705-SC9-A



## SD: Ball Shape



Tool Number Single Cut	Tool Number Double Cut	Shape	Cutting Dia. D1	Shank Dia. D2	O.A.L. L1	L.O.C. L2
725-SD41	727-SD41	SD-41M	2.5	3	38	2.3
705-SD11	707-SD11	SD-11M	3	6	50	2.8
725-SD42	727-SD42	SD-42M	3	3	38	2.8
725-SD42L2	727-SD42L2	SD-42M	3	3	50	2.8
725-SD42L3	727-SD42L3	SD-42M	3	3	76	2.8
725-SD52	727-SD52	SD-52M	4	3	42	3.5
705-SD14	707-SD14	SD-14M	5	6	50	4.5
725-SD53	727-SD53	SD-53M	4.75	3	43	4.5
725-SD53L3	727-SD53L3	SD-53M	4.75	3	80	4.5
705-SD1	707-SD1	SD-1M	6	6	50	5.5
725-SD51	727-SD51	SD-51M	6.3	3	44	5.5
705-SD2	707-SD2	SD-2M	8	6	51	6
705-SD3	707-SD3	SD-3M	9.5	6	53	8
705-SD3MZ	707-SD3MZ	SD-3M	10	6	49	9
705-SD4	707-SD4	SD-4M	11	6	54	9.5
705-SD5	707-SD5	SD-5M	12.7	6	56	11
705-SD5MZ	707-SD5MZ	SD-5M	12	6	51	10.8
705-SD6	707-SD6	SD-6M	16	6	65	14
705-SD7	707-SD7	SD-7M	19	6	68	17
705-SD9	707-SD9	SD-9M	25	6	74	22

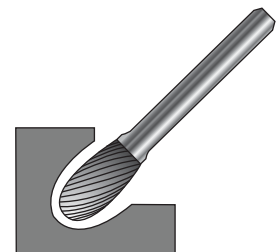
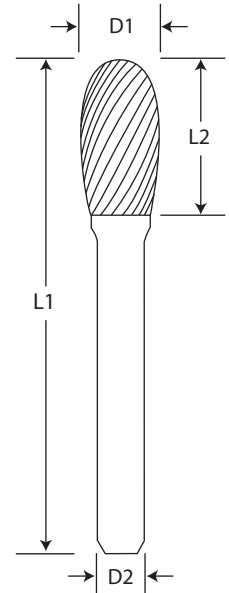


TiN and TiAlN coated burs are available. Please specify coating type on purchase order. Add letter "K" behind the tool number to indicate TiN coating. Example: 705-SD1-K. Add letter "A" behind the tool number to indicate TiAlN coating. Example: 705-SD1-A.

**SE: Oval Shape**



Tool Number Single Cut	Tool Number Double Cut	Shape	Cutting Dia. D1	Shank Dia. D2	O.A.L. L1	L.O.C. L2
725-SE41	727-SE41	SE-41M	3	3	38	5.5
725-SE41L2	727-SE41L2	SE-41M	3	3	50	5.5
725-SE41L3	727-SE41L3	SE-41M	3	3	76	5.5
725-SE51	727-SE51	SE-51M	6.3	3	48	9.5
725-SE53	727-SE53	SE-53M	4.75	3	45	7
705-SE11	707-SE11	SE-11M	5	6	50	8
705-SE1	707-SE1	SE-1M	6	6	50	9.5
705-SE2	707-SE2	SE-2M	8	6	58	12.7
705-SE3	707-SE3	SE-3M	9.5	6	60	16
705-SE5	707-SE5	SE-5M	12.7	6	67	22
705-SE6	707-SE6	SE-6M	16	6	76	25
705-SE7	707-SE7	SE-7M	19	6	76	25

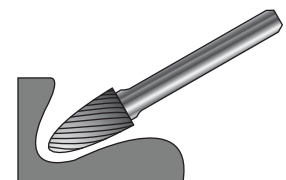
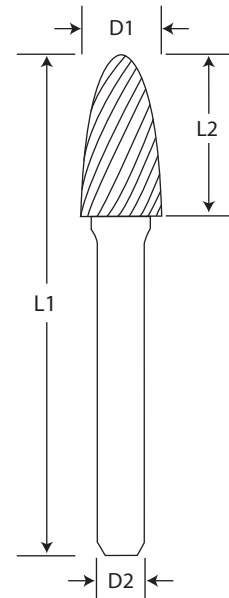


TiN and TiAlN coated burs are available. Please specify coating type on purchase order. Add letter "K" behind the tool number to indicate TiN coating. Example: 705-SE7-K. Add letter "A" behind the tool number to indicate TiAlN coating. Example: 705-SE7-A.

**SF: Tree Shape with Radius End**



Tool Number Single Cut	Tool Number Double Cut	Shape	Cutting Dia. D1	Shank Dia. D2	O.A.L. L1	L.O.C. L2
<b>725-SF41</b>	<b>727-SF41</b>	SF-41M	3	3	38	6
<b>705-SF11</b>	<b>707-SF11</b>	SF-11M	3	6	50	12.7
<b>725-SF42</b>	<b>727-SF42</b>	SF-42M	3	3	38	12.7
<b>725-SF42L2</b>	<b>727-SF42L2</b>	SF-42M	3	3	50	12.7
<b>725-SF42L3</b>	<b>727-SF42L3</b>	SF-42M	3	3	76	12.7
<b>725-SF53</b>	<b>727-SF53</b>	SF-53M	4.75	3	50	12.7
<b>725-SF51</b>	<b>727-SF51</b>	SF-51M	6.3	3	50	12.7
<b>705-SF1</b>	<b>707-SF1</b>	SF-1M	6	6	50	16
<b>705-SF3</b>	<b>707-SF3</b>	SF-3M	9.5	6	64	19
<b>705-SF4</b>	<b>707-SF4</b>	SF-4M	11	6	70	25
<b>705-SF13</b>	<b>707-SF13</b>	SF-13M	12.7	6	64	19
<b>705-SF5</b>	<b>707-SF5</b>	SF-5M	12.7	6	70	25
<b>705-SF5MZ</b>	<b>707-SF5MZ</b>	SD-5M	12	6	65	25
<b>705-SF6</b>	<b>707-SF6</b>	SF-6M	16	6	76	25
<b>705-SF7</b>	<b>707-SF7</b>	SF-7M	19	6	76	25
<b>705-SF14</b>	<b>707-SF14</b>	SF-14M	19	6	83	32
<b>705-SF15</b>	<b>707-SF15</b>	SF-15M	19	6	89	38

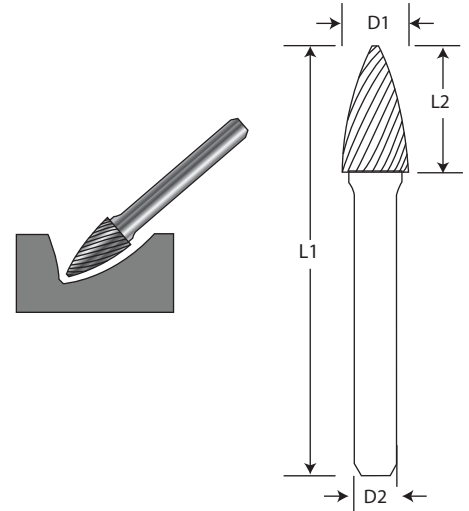


TiN and TiAlN coated burs are available. Please specify coating type on purchase order. Add letter "K" behind the tool number to indicate TiN coating. Example 705-SF15-K. Add letter "A" behind the tool number to indicate TiAlN coating. Example 705-SF15-A

## SG: Tree Shape with Pointed End



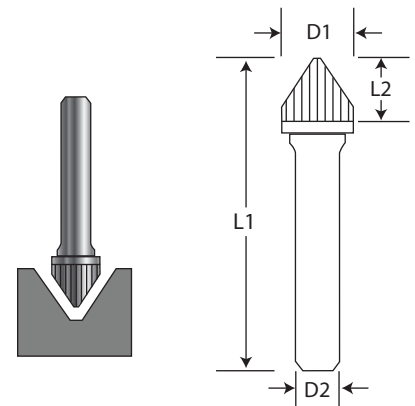
Tool Number Single Cut	Tool Number Double Cut	Shape	Cutting Dia. D1	Shank Dia. D2	O.A.L. L1	L.O.C. L2
725-SG41	727-SG41	SG-41M	3	3	38	6
725-SG42	727-SG42	SG-42M	3	3	38	8
725-SG43	727-SG43	SG-43M	3	3	38	9.5
725-SG44	727-SG44	SG-44M	3	3	38	12.7
725-SG44L2	727-SG44L2	SG-44M	3	3	50	12.7
725-SG44L3	727-SG44L3	SG-44M	3	3	76	12.7
725-SG53	727-SG53	SG-53M	4.75	3	50	12.7
705-SG1	707-SG1	SG-1M	6	6	50	16
725-SG51	727-SG51	SG-51M	6.3	3	50	12.7
705-SG2	707-SG2	SG-2M	8	6	64	19
705-SG3	707-SG3	SG-3M	9.5	6	64	19
705-SG3MZ	707-SG3MZ	SG-3M	10	6	60	20
705-SG13	707-SG13	SG-13M	12.7	6	64	19
705-SG5	707-SG5	SG-5M	12.7	6	70	25
705-SG5MZ	707-SG5MZ	SG-5M	12	6	65	25
705-SG6	707-SG6	SG-6M	16	6	76	25
705-SG7	707-SG7	SG-7M	19	6	76	25
705-SG15	707-SG15	SG-15M	19	6	89	38



## SJ: 60° Cone Shape



Tool Number Single Cut	Tool Number Double Cut	Shape	Cutting Dia. D1	Shank Dia. D2	O.A.L. L1	L.O.C. L2
725-SJ42	727-SJ42	SJ-42M	3	3	38	2.5
705-SJ1	707-SJ1	SJ-1M	6	6	50	5
705-SJ3	707-SJ3	SJ-3M	9.5	6	55	8
705-SJ5	707-SJ5	SJ-5M	12.7	6	58	11
705-SJ6	707-SJ6	SJ-6M	16	6	68	14
705-SJ7	707-SJ7	SJ-7M	19	6	71	17
705-SJ9	707-SJ9	SJ-9M	25	6	75	24

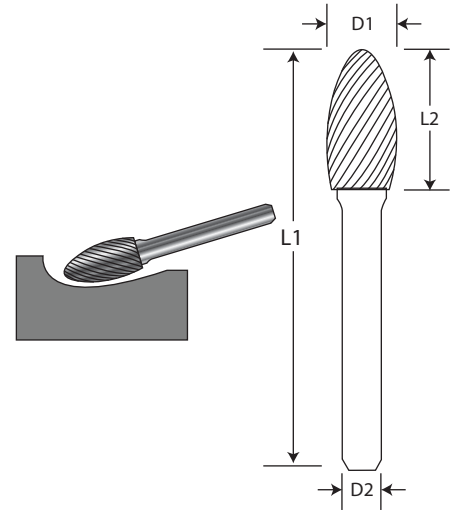


TiN and TiAlN coated burs are available. Please specify coating type on purchase order. Add letter "K" behind the tool number to indicate TiN coating. Example: 705-SG15-K. Add letter "A" behind the tool number to indicate TiAlN coating. Example: 705-SG15-A.

## SH: Flame Shape



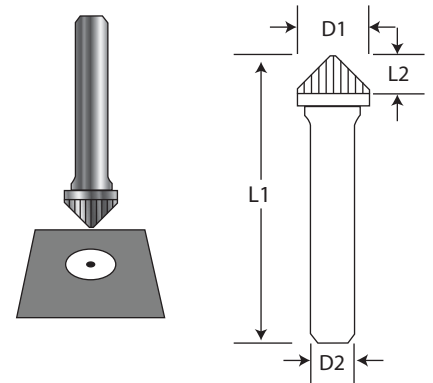
Tool Number Single Cut	Tool Number Double Cut	Shape	Cutting Dia. D1	Shank Dia. D2	O.A.L. L1	L.O.C. L2
725-SH41	727-SH41	SH-41M	3	3	38	6.3
725-SH41L2	727-SH41L2	SH-41M	3	3	50	6.3
725-SH41L3	727-SH41L3	SH-41M	3	3	76	6.3
705-SH53	707-SH53	SH-53M	4.75	3	48	9.5
705-SH1	707-SH1	SH-1M	6	6	50	16
705-SH2	707-SH2	SH-2M	8	6	64	19
705-SH5	707-SH5	SH-5M	12.7	6	76	32
705-SH6	707-SH6	SH-6M	16	6	87	36
705-SH7	707-SH7	SH-7M	19	6	92	41



## SK: 90° Cone Shape



Tool Number Single Cut	Tool Number Double Cut	Shape	Cutting Dia. D1	Shank Dia. D2	O.A.L. L1	L.O.C. L2
725-SK42	727-SK42	SK-42M	3	3	38	1.5
705-SK1	707-SK1	SK-1M	6	6	50	3
705-SK3	707-SK3	SK-3M	9.5	6	52	4.8
705-SK5	707-SK5	SK-5M	12.7	6	54	6.3
705-SK6	707-SK6	SK-6M	16	6	63	8
705-SK7	707-SK7	SK-7M	19	6	65	9.5
705-SK9	707-SK9	SK-9M	25	6	67	12.7


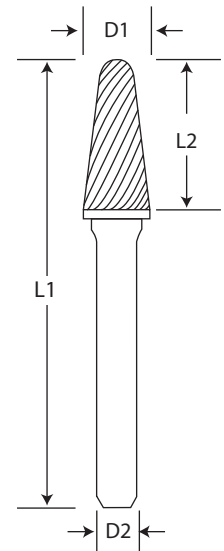


TiN and TiAlN coated burs are available. Please specify coating type on purchase order. Add letter "K" behind the tool number to indicate TiN coating. Example: 705-SH7-K. Add letter "A" behind the tool number to indicate TiAlN coating. Example: 705-SH7-A.

## SL: Taper with Radius End Shape



Tool Number Single Cut	Tool Number Double Cut	Shape	Cutting Dia. D1	Shank Dia. D2	O.A.L. L1	L.O.C. L2
725-SL41	727-SL41	SL-41M	3	3	38	9.5
725-SL42	727-SL42	SL-42M	3	3	38	12.7
725-SL42L2	727-SL42L2	SL-42M	3	3	50	12.7
725-SL42L3	727-SL42L3	SL-42M	3	3	76	12.7
725-SL51	727-SL51	SL-51M	6.3	3	50	12.7
725-SL53	727-SL53	SL-53M	4.75	3	50	12.7
705-SL1	707-SL1	SL-1M	6	6	50	16
705-SL2	707-SL2	SL-2M	8	6	70	22
705-SL3	707-SL3	SL-3M	9.5	6	75	27
705-SL4	707-SL4	SL-4M	12.7	6	76	28
705-SL5	707-SL5	SL-5M	16	6	84	30
705-SL6	707-SL6	SL-6M	16	6	87	33
705-SL7	707-SL7	SL-7M	19	6	92	38



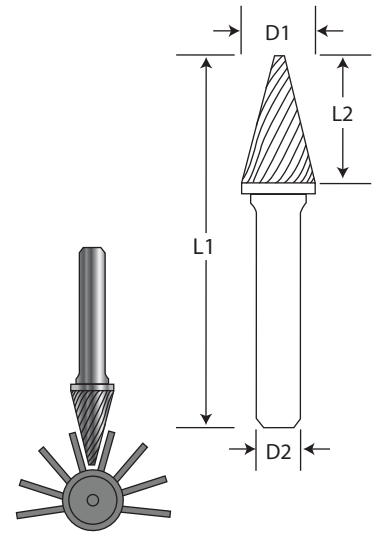
TiN and TiAlN coated burs are available. Please specify coating type on purchase order. Add letter "K" behind the tool number to indicate TiN coating. Example: 705-SL7-K. Add letter "A" behind the tool number to indicate TiAlN coating. Example: 705-SL7-A.



## SM: Cone Shape



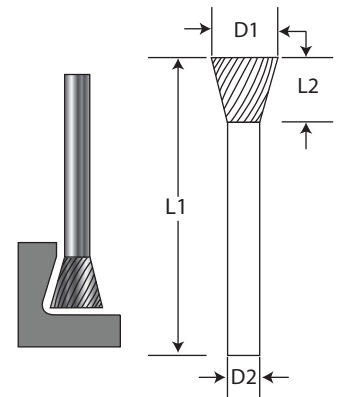
Tool Number Single Cut	Tool Number Double Cut	Shape	Cutting Dia. D1	Shank Dia. D2	O.A.L. L1	L.O.C. L2	Included Angle
725-SM41	727-SM41	SM-41M	3	3	38	8.9	12°
725-SM42	727-SM42	SM-42M	3	3	38	11	14°
725-SM42L2	727-SM42L2	SM-42M	3	3	50	11	14°
725-SM42L3	727-SM42L3	SM-42M	3	3	76	11	14°
725-SM43	727-SM43	SM-43M	3	3	38	16	7°
725-SM53	727-SM53	SM-53M	4.75	3	50	12.7	16°
725-SM51	727-SM51	SM-51M	6.3	3	54	12.7	22°
705-SM1	707-SM1	SM-1M	6	6	50	12.7	22°
705-SM2	707-SM2	SM-2M	6	6	50	19	14°
705-SM3	707-SM3	SM-3M	6	6	50	25	10°
705-SM4	707-SM4	SM-4M	9.5	6	64	16	28°
705-SM5	707-SM5	SM-5M	12.7	6	70	22	28°
705-SM6	707-SM6	SM-6M	16	6	79	25	31°



## SN: Inverted Cone Shape



Tool Number Single Cut	Tool Number Double Cut	Shape	Cutting Dia. D1	Shank Dia. D2	O.A.L. L1	L.O.C. L2	Included Angle
725-SN41	727-SN41	SN-41M	2.5	3	38	3	10°
725-SN42	727-SN42	SN-42M	3	3	38	4	10°
725-SN53	727-SN53	SN-53M	4.75	3	50	6.3	10°
725-SN51	727-SN51	SN-51M	6.3	3	44	6	10°
705-SN1	707-SN1	SN-1M	6	6	50	8	10°
705-SN2	707-SN2	SN-2M	9.5	6	54	9.5	13°
705-SN4	707-SN4	SN-4M	12.7	6	57	12.7	28°
705-SN6	707-SN6	SN-6M	16	6	70	19	18°
705-SN7	707-SN7	SN-7M	19	6	67	16	30°

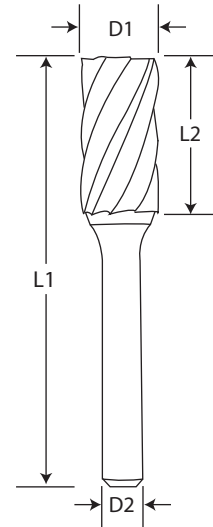


TiN and TiAlN coated burs are available. Please specify coating type on purchase order. Add letter "K" behind the tool number to indicate TiN coating. Example: 705-SM6-K. Add letter "A" behind the tool number to indicate TiAlN coating. Example: 705-SM6-A.

## Aluminum Cut Burs



Tool Number Aluminum Cut	Shape	Cutting Dia. D1	Shank Dia. D2	O.A.L. L1	L.O.C. L2
<b>735-SA1NF</b>	SA-1M	6	6	50	19
<b>735-SA3NF</b>	SA-3M	9.5	6	64	19
<b>735-SA4NF</b>	SA-4M	11	6	70	25
<b>735-SA5NF</b>	SA-5M	12.7	6	70	25
<b>735-SA6NF</b>	SA-6M	16	6	76	25
<b>735-SA7NF</b>	SA-7M	19	6	76	25
<b>735-SA7NF0.375</b>	SA-7M	19	9.5	76	25
<b>735-SA9NF</b>	SA-9M	25	6	76	25
<b>735-SC1NF</b>	SC-1M	6	6	50	19
<b>735-SC3NF</b>	SC-3M	9.5	6	64	19
<b>735-SC4NF</b>	SC-4M	11	6	70	25
<b>735-SC5NF</b>	SC-5M	12.7	6	70	25
<b>735-SC6NF</b>	SC-6M	16	6	76	25
<b>735-SC7NF</b>	SC-7M	19	6	76	25
<b>735-SC7NF0.375</b>	SC-7M	19	9.5	76	25
<b>735-SC9NF</b>	SC-9M	25	6	76	25
<b>735-SD1NF</b>	SD-1M	6	6	50	5.5
<b>735-SD3NF</b>	SD-3M	9.5	6	53	8
<b>735-SD5NF</b>	SD-5M	12.7	6	56	11
<b>735-SD6NF</b>	SD-6M	16	6	65	14
<b>735-SD7NF</b>	SD-7M	19	6	68	17
<b>735-SD7NF0.375</b>	SD-7M	19	9.5	68	17
<b>735-SD9NF</b>	SD-9M	25	6	74	22
<b>735-SE1NF</b>	SE-1M	6	6	50	9.5
<b>735-SE3NF</b>	SE-3M	9.5	6	60	16
<b>735-SE5NF</b>	SE-5M	12.7	6	67	22
<b>735-SE6NF</b>	SE-6M	16	6	76	25
<b>735-SE7NF</b>	SE-7M	19	6	76	25

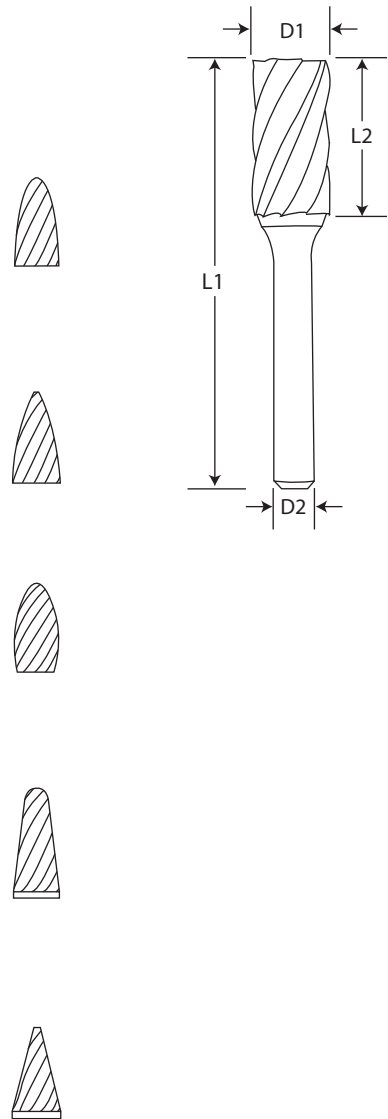


TiN and TiAlN coated burs are available. Please specify coating type on purchase order. Add letter "K" behind the tool number to indicate TiN coating. Example: 735-SA1-K. Add letter "A" behind the tool number to indicate TiAlN coating. Example: 735-SA1-A.

## Aluminum Cut Burs



Tool Number Aluminum Cut	Shape	Cutting Dia. D1	Shank Dia. D2	O.A.L. L1	L.O.C. L2
<b>735-SF1NF</b>	SF-1M	6	6	50	19
<b>735-SF3NF</b>	SF-3M	9.5	6	64	19
<b>735-SF5NF</b>	SF-5M	12.7	6	70	25
<b>735-SF6NF</b>	SF-6M	16	6	76	25
<b>735-SF7NF</b>	SF-7M	19	6	76	25
<b>735-SF14NF</b>	SF-14M	19	6	83	32
<b>735-SF14NF0.375</b>	SF-14M	19	9.5	83	32
<b>735-F15NF</b>	SF-15M	19	6	89	38
<b>735-SG1NF</b>	SG-1M	6	6	50	16
<b>735-SG3NF</b>	SG-3M	9.5	6	64	19
<b>735-SG5NF</b>	SG-5M	12.7	6	70	25
<b>735-SH1NF</b>	SH-1M	6	6	50	16
<b>735-SH5NF</b>	SH-5M	12.7	6	76	32
<b>735-SH6NF</b>	SH-6M	16	6	87	36
<b>735-SH7NF</b>	SH-7M	19	6	92	41
<b>735-SL1NF</b>	SL-1M	6	6	50	19
<b>735-SL3NF</b>	SL-3M	9.5	6	75	27
<b>735-SL4NF</b>	SL-4M	12.7	6	76	28
<b>735-SL5NF</b>	SL-5M	16	6	84	30
<b>735-SL6NF</b>	SL-6M	16	6	87	33
<b>735-SL7NF</b>	SL-7M	19	6	92	38
<b>735-SL7NF0.375</b>	SL-7M	19	9.5	92	38
<b>735-SM1NF</b>	SM-1M	6	6	50	12.7
<b>735-SM4NF</b>	SM-4M	9.5	6	64	16
<b>735-SM5NF</b>	SM-5M	12.7	6	70	22

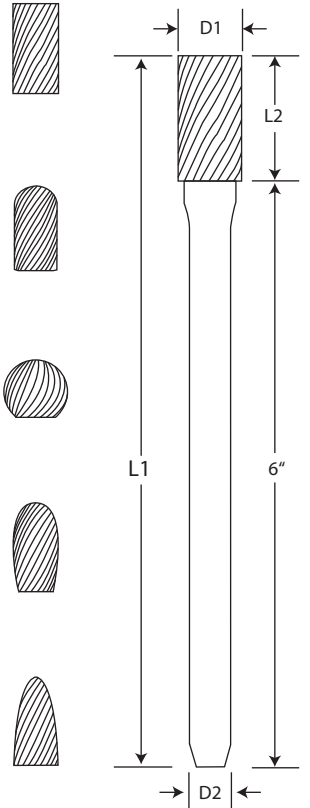


TiN and TiAlN coated burs are available. Please specify coating type on purchase order. Add letter "K" behind the tool number to indicate TiN coating. Example: 735-SF1-K. Add letter "A" behind the tool number to indicate TiAlN coating. Example: 735-SF1-A.

## Long Shank Burs



Tool Number Single Cut	Tool Number Double Cut	Tool Number Aluminum Cut	Shape	Cutting Dia. D1	Shank Dia. D2	O.A.L. L1	L.O.C. L2	
<b>715-SA1L6</b>	<b>717-SA1L6</b>	<b>736-SA1L6</b>	SA-1M	6	6	165	12.7	
<b>715-SA2L6</b>	<b>717-SA2L6</b>	<b>736-SA2L6</b>	SA-2M	8	6	171	19	
<b>715-SA3L6</b>	<b>717-SA3L6</b>	<b>736-SA3L6</b>	SA-3M	9.5	6	171	19	
<b>715-SA5L6</b>	<b>717-SA5L6</b>	<b>736-SA5L6</b>	SA-5M	12.7	6	178	25	
<b>715-SC1L6</b>	<b>717-SC1L6</b>	<b>736-SC1L6</b>	SC-1M	6	6	165	12.7	
<b>715-SC3L6</b>	<b>717-SC3L6</b>	<b>736-SC3L6</b>	SC-3M	9.5	6	171	19	
<b>715-SC5L6</b>	<b>717-SC5L6</b>	<b>736-SC5L6</b>	SC-5M	12.7	6	178	25	
<b>715-SD1L6</b>	<b>717-SD1L6</b>	<b>736-SD1L6</b>	SD-1M	6	6	158	5.5	
<b>715-SD3L6</b>	<b>717-SD3L6</b>	<b>736-SD3L6</b>	SD-3M	9.5	6	160	8	
<b>715-SD5L6</b>	<b>717-SD5L6</b>	<b>736-SD5L6</b>	SD-5M	12.7	6	163	11	
<b>715-SE1L6</b>	<b>717-SE1L6</b>	<b>736-SE1L6</b>	SE-1M	6	6	162	9.5	
<b>715-SE3L6</b>	<b>717-SE3L6</b>	<b>736-SE3L6</b>	SE-3M	9.5	6	168	16	
<b>715-SE5L6</b>	<b>717-SE5L6</b>	<b>736-SE5L6</b>	SE-5M	12.7	6	174	22	
<b>715-SF1L6</b>	<b>717-SF1L6</b>	<b>736-SF1L6</b>	SF-1M	6	6	165	12.7	
<b>715-SF3L6</b>	<b>717-SF3L6</b>	<b>736-SF3L6</b>	SF-3M	9.5	6	171	19	
<b>715-SF4L6</b>	<b>717-SF4L6</b>	<b>736-SF4L6</b>	SF-4M	11	6	178	25	
<b>715-SF5L6</b>	<b>717-SF5L6</b>	<b>736-SF5L6</b>	SF-5M	12.7	6	178	25	
<b>715-SG1L6</b>	<b>717-SG1L6</b>	<b>736-SG1L6</b>	SG-1M	6	6	165	12.7	
<b>715-SG3L6</b>	<b>717-SG3L6</b>	<b>736-SG3L6</b>	SG-3M	9.5	6	171	19	
<b>715-SG5L6</b>	<b>717-SG5L6</b>	<b>736-SG5L6</b>	SG-5M	12.7	6	178	25	
<b>715-SH2L6</b>	<b>717-SH2L6</b>		SH-2M	8	6	171	19	
<b>715-SH5L6</b>	<b>717-SH5L6</b>	<b>736-SH5L6</b>	SH-5M	12.7	6	184	32	
<b>715-SL1L6</b>	<b>717-SL1L6</b>	<b>736-SL1L6</b>	SL-1M	6	6	168	16	
<b>715-SL3L6</b>	<b>717-SL3L6</b>	<b>736-SL3L6</b>	SL-3M	9.5	6	183	27	
<b>715-SL4L6</b>	<b>717-SL4L6</b>	<b>736-SL4L6</b>	SL-4M	12.7	6	184	28	
		<b>736-SL-5L6</b>	SL-5M	16	6	186	30	
<b>715-SM1L6</b>	<b>717-SM1L6</b>	<b>736-SM1L6</b>	SM-1M	6	6	168	12.7	22°*
<b>715-SM4L6</b>	<b>717-SM4L6</b>	<b>736-SM4L6</b>	SM-4M	9.5	6	171	16	28°*
<b>715-SM5L6</b>	<b>717-SM5L6</b>	<b>736-SM5L6</b>	SM-5M	12.7	6	178	22	28°*

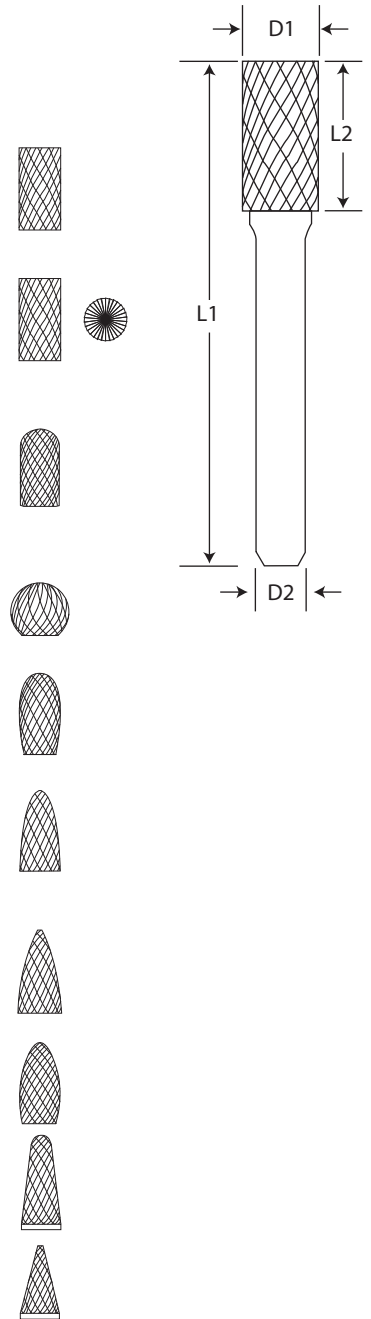


\* Included Angle

## Coarse Cut High Performance Burs



Tool Number Single Cut	Shape	Cutting Dia. D1	Shank Dia. D2	O.A.L. L1	L.O.C. L2	Right Hand Flutes	Left hand Flutes
709-SA2	SA-2M	8	6	64	19	16	8
709-SA3	SA-3M	9.5	6	64	19	18	9
709-SA5	SA-5M	12.7	6	70	25	20	10
709-SA5-S-8.0	SA-5M	12.7	8	70	25	20	10
709-SB2	SB-2M	8	6	64	19	16	8
709-SB3	SB-3M	9.5	6	64	19	18	9
709-SB5	SB-5M	12.7	6	70	25	20	10
709-SB5-S-8.0	SB-5M	12.7	8	70	25	20	10
709-SC2	SC-2M	8	6	64	19	16	8
709-SC3	SC-3M	9.5	6	64	19	18	9
709-SC5	SC-5M	12.7	6	70	25	20	10
709-SC5-S-8.0	SC-5M	12.7	8	70	25	20	10
709-SC6-S-8.0	SC-6M	16	8	76	25	20	12
709-SD2	SD-2M	8	6	51	6	16	8
709-SD3	SD-3M	9.5	6	53	8	18	9
709-SD5	SD-5M	12.7	6	56	11	20	10
709-SD5-S-8.0	SD-5M	12.7	8	56	11	20	10
709-SE3	SE-3M	9.5	6	60	16	18	9
709-SE5	SE-5M	12.7	6	67	22	20	10
709-SE5-S-8.0	SE-5M	12.7	8	67	22	20	10
709-SF3	SF-3M	9.5	6	64	19	18	9
709-SF5	SF-5M	12.7	6	70	25	20	10
709-SF5-S-8.0	SF-5M	12.7	8	70	25	20	10
709-SF6-S-8.0	SF-6M	16	8	76	25	20	10
709-SG2	SG-2M	8	6	64	19	16	8
709-SG3	SG-3M	9.5	6	64	19	18	9
709-SG5	SG-5M	12.7	6	70	25	20	10
709-SG5-S-8.0	SG-5M	12.7	8	70	25	20	10
709-SG6-S-8.0	SG-6M	16	8	76	25	20	12
709-SH5	SH-5M	12.7	6	76	32	20	10
709-SH5-S-8.0	SH-5M	12.7	8	76	32	20	10
709-SL2	SL-2M	8	6	70	22	16	8
709-SL3	SL-3M	9.5	6	75	27	18	9
709-SL4	SL-4M	12.7	6	76	28	20	10
709-SL4-S-8.0	SL-4M	12.7	8	76	28	20	10
709-SM5	SM-5M	12.7	6	70	22	20	10
709-SM5-S-8.0	SM-5M	12.7	8	70	22	20	10



TiN and TiAlN coated burs are available. Please specify coating type on purchase order. Add letter "K" behind the tool number to indicate TiN coating. Example: 709-SA2-K. Add letter "A" behind the tool number to indicate TiAlN coating. Example: 709-SA2-A.

## Miniature Size Carbide Bur Kit ( 10 pieces )

Tool Number Single Cut	Tool Number Double Cut	Shape	Cutting Dia. D1	Shank Dia. D2	O.A.L. L1	L.O.C. L2
<b>757-MBK-SC</b>	<b>757-MBK-DC</b>					
		SC-42M	3	3	38	14
		SD-41M	2.5	3	38	2.3
		SD-42M	3	3	38	2.8
		SE-41M	3	3	38	5.5
		SF-41M	3	3	38	6
		SH-41M	3	3	38	6.3
		SJ-42M	3	3	38	2.5
		SL-42M	3	3	38	12.7
		SM-42M	3	3	38	11
		SN-42M	3	3	38	4



## Regular Size Carbide Bur Kit ( 8 pieces )

Tool Number Single Cut	Tool Number Double Cut	Shape	Cutting Dia. D1	Shank Dia. D2	O.A.L. L1	L.O.C. L2
<b>756-RBK-SC</b>	<b>756-RBK-DC</b>					
		SA-1M	6	6	50	16
		SA-3M	9.5	6	64	19
		SA-5M	12.7	6	70	25
		SC-1M	6	6	50	16
		SC-3M	9.5	6	64	19
		SC-5M	12.7	6	70	25
		SD-3M	9.5	6	53	8
		SD-5M	12.7	6	56	11



TiN and TiAlN coated burs are available. Please specify coating type on purchase order. Add letter "K" behind the tool number to indicate TiN coating. Example: 756-RBK-SC-K. Add letter "A" behind the tool number to indicate TiAlN coating. Example 756-RBK-SC-A.



... simply the best choice for advanced carbide cutting tools!

## Product Line

### Group 100:

#### Solid Carbide Routing Tools

- Complete selection of industry standard routers
- Up Cut / Down Cut Routers
- Fast Spiral / Slow Spiral Routers
- Single / Multi Flute Routers / Flex Cutters
- Inch / Metric routers



### Group 200:

#### Solid Carbide Drills

- Jobber Length Drills (inch, wire, letter, metric)
- Stub Drills (inch, wire, letter, metric)
- Straight Flute Drills (inch, wire, letter, metric)
- Standard Circuit Board Drills (inch, wire, letter, metric)
- Reverse Shank CB Drills (inch, wire, letter, metric)
- Special High Performance Drills (inch, metric)
- Center Drills (inch)
- Drill Mills (inch)
- Spade Drills (inch)



### Group 300 - 400:

#### Solid Carbide End Mills (Metric)

- Complete line (square / corner radius / radius)
- All length requirements (stub / regular / long / long reach)
- Widest cutting diameter range (0.1 mm to 25 mm)
- Miniature end mills
- Advanced HPC / HSC / HFC end mills
- Focus on aluminum, steels, hard milling and titanium
- Corner radii (0.05 / 0.1 / 0.2 / 0.5 / 1.0 / 2.0)
- Neck length (2 x D up to 20 x D)
- Special and tapered end mills
- Hi-Tech coatings
- Perfect milling solutions for all material up to 70 HRC



... simply the best choice for advanced carbide cutting tools!

## Product Line

### Group 500 - 600:

#### Solid Carbide End Mills (Inch)

- Complete line (square / corner radius / radius)
- All length requirements (stub / regular / long / x- long)
- Widest cutting diameter range ( 0.005 -1")
- Single end - double end
- Universal application & special end mills
- High performance end mills for Aluminum, Steels, High Temp. Alloys
- Special end mills
- High tech coatings
- Perfect milling solutions for all materials



### Group 700:

#### Carbide Burs


- Standard carbide burs for industrial applications
- All shapes - all cuts - all sizes (inch & metric)
- Long shank burs & Flex-shank burs
- Miniature burs
- Aluma cut burs
- Beveling cutters
- Dental burs
- Special burs
- Coarse cut burs



### Group 900 - 1000:

#### Special Round Carbide Cutting Tools

- Blue print special tools for industrial applications
- Special woodworking tools
- Over 32 years of experience and expertise
- Fast service & excellent order fulfillment



## Speed recommendations for single-cut, industry standard carbide burs

Cutting Diameter	Suggested Revolution/Minute (RPM)	Maximum Revolution/Minute (RPM)
1.5	55,000-85,000	90,000
3	35,000-65,000	80,000
4	30,000-55,000	70,000
6	25,000-50,000	70,000
8	20,000-40,000	67,000
10	18,000-40,000	63,000
11	16,000-38,000	58,000
12	14,000-36,000	50,000
16	12,000-25,000	40,000
20	10,000-20,000	33,000
25	7,500-20,000	25,000

**For double cut:** Reduce speeds by 25% approximately

**For stainless steels:** Increase speeds by 50% approximately

This data recommendation may serve as a general guidance only. The actual cutting parameters may vary with each application.

## Material recommendations

	Single Cut	Double Cut	Aluminum Cut	Coarse Cut	Diamond Cut
Aluminum			✓		
Brass, Bronze Copper	✓	✓		✓	
Plastics			✓	✓	
Cast Iron	✓	✓			
Stainless Steel	✓	✓			
Alloy steel	✓	✓		✓	
Hardened Steel	✓	✓			✓
Titanium	✓	✓			✓
Zinc			✓	✓	

## Tool coatings

TiN Coating ( Titanium Nitride ): Hardness measures 2,400 HV

TiAlN coatings ( Titanium Aluminum Nitride ): Hardness measures 3,400 HV



All tools represented in this catalog are engineered and manufactured to BEST CARBIDE specifications. All specifications and values are subject to change without prior notice.

# **BEST CARBIDE**

## **BEST CARBIDE CUTTING TOOLS, INC.**

1454 West 135th Street, Gardena, CA 90249, USA

Phone: 310-464-8050 ▶ Fax: 310-464-8058 ▶ [www.bestcarbide.com](http://www.bestcarbide.com) ▶ [sales@bestcarbide.com](mailto:sales@bestcarbide.com)

▶ **Advanced tools for industry**™

▶ **Precision crafted excellence**™



**technical**  
Building Materials

P.O BOX: 668, P.C 117,  
SULTANATE OF OMAN  
TEL: 24835598,24835599  
E Mail: [infotbm@uhsoman.com](mailto:infotbm@uhsoman.com)

